

# MAKE YOUR OWN




## REMOTE CONTROL CAR RAMP!

### YOU WILL NEED:


• A box • Tape • Scissors  
(you may want to ask a grown up to help with any cutting)

### OPTIONAL ITEMS:


• Plain paper • Glue  
• Arts and crafts materials




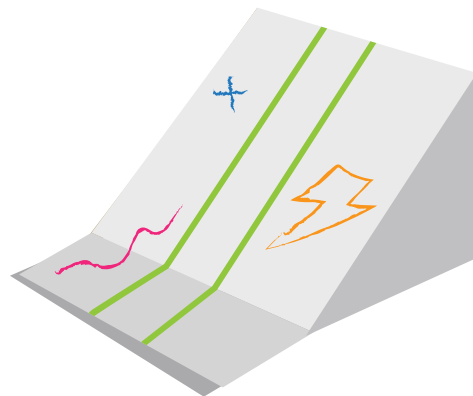
**STEP 1**  
Select a box and  
tape up one end



**STEP 4**  
Cut off the excess  
cardboard and  
tape down the  
loose edges



**STEP 2**  
Cut along the  
top long edges  
of the box.



**STEP 3**  
Push the  
newly formed  
flap down to  
make the ramp

**STEP 5**  
Cover the box with plain paper  
and decorate your ramp!

