



FEED THE SHARK FAMILY GAME

GET A
GROWN-UP
TO HELP!

MATERIALS



You'll need: Tape, Scissors, Toilet paper rolls, Printable

1



Cut out all parts of the printable.

2



Grab a toilet paper roll and adhere a shark face to the top of it using tape. Repeat this step for all of the sharks.

3



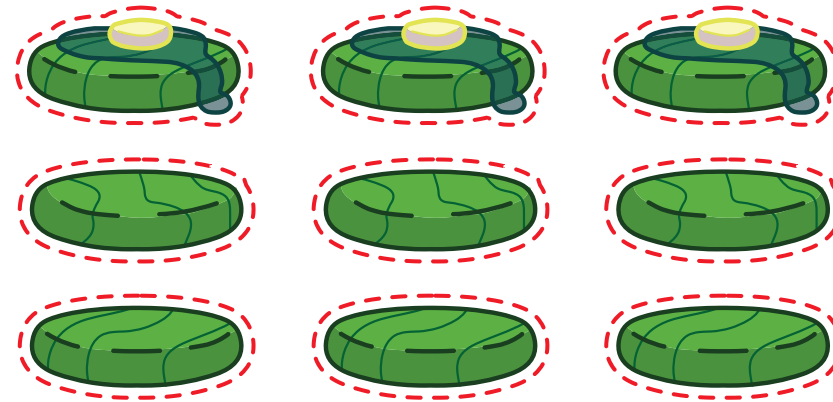
Use the kelp pancakes you previously cut out and see how many you can toss into each shark's mouth!





HARD

BABY SHARK



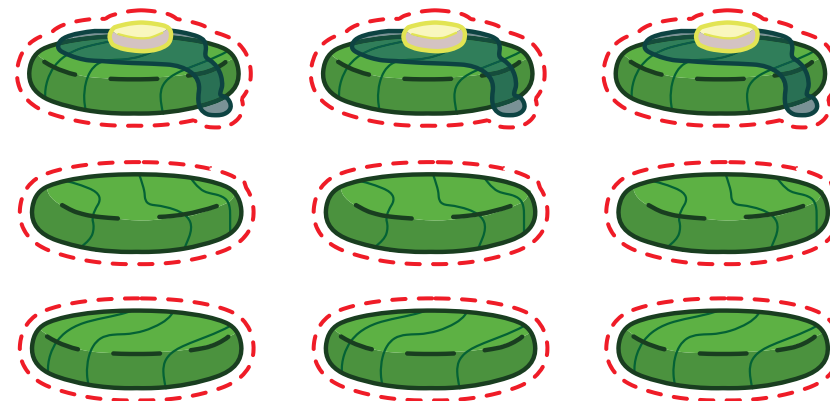
KELP PANCAKES





MEDIUM

MOMMY SHARK




KELP PANCAKES

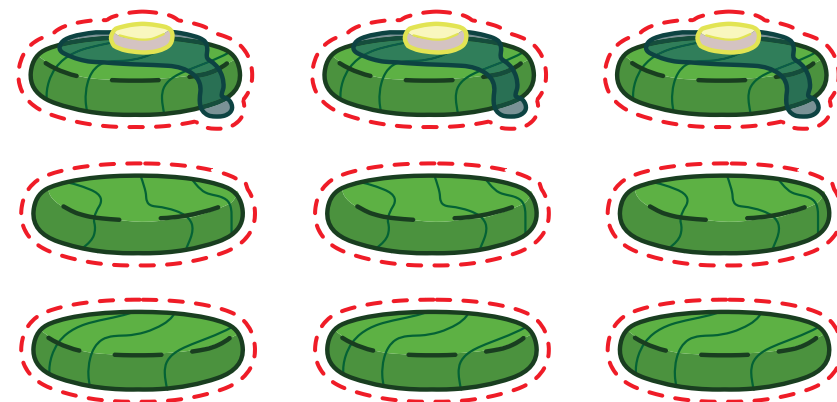




DADDY SHARK



EASY



KELP PANCAKES

